

TITAN XQ
PHOENIX XQ
TAURUS XQ

PERFECT WELDING TECHNOLOGY:
IT'S ALL ABOUT FAMILY.



DEMODULAR / MODULAR

XQ

TITAN
PHOENIX
TAURUS

THE MIG/MAG FAMILY.

Every welding task is different – and so is every welder. That's why we don't just offer one MIG/MAG multi-process welding machine – we offer a whole family! And all the family members have one thing in common: whether it's the Titan XQ puls, Phoenix XQ puls, Taurus XQ Synergic or the Taurus XQ Basic, demodular or modular – all of our machines guarantee comfortable, efficient welding to ensure you get the best results!



YOUR BENEFITS. +

- Digital welding processes for the best welding results
- Uniform operating panels for Titan XQ, Phoenix XQ and Taurus XQ Synergic
- Can be individually configured
- Machine accessories are compatible with all other EWM XQ machines
- Can be connected to the network with ewm Xnet welding management software
- Many more features including:
 - Easy, intuitive operation
 - Wire reserve sensor
 - Electronic gas flow control*
 - LED status bar
- Extensive range of accessories

*optional

BlueEvolution.

THE EWM ENVIRONMENT INITIATIVE

We support your efforts to reduce CO₂ emissions with our BlueEvolution[®] sustainability initiative. After all, a weld seam can only be perfect if the welding process conserves energy and resources. With our resource-saving inverter technology and energy-reducing joining processes, we unite economic efficiency and ecology. Join us – become a:

Blue Evolution[®]



RESOURCE RESCUER.

Inverter technology from EWM allows machines to be built that are lighter and more compact. This reduces the consumption of welding materials – and saves resources such as copper, aluminium and steel. Transportation costs are also significantly reduced.



ENERGY WINNER.

When used in conjunction with power-saving EWM joining processes, the high efficiency of our inverter technology saves primary energy and cuts electricity costs. These savings are further enhanced by weld seam geometries which use less wire and gas. Take advantage of shorter welding times and reduced need for post-weld work to save CO₂ and become an energy winner.



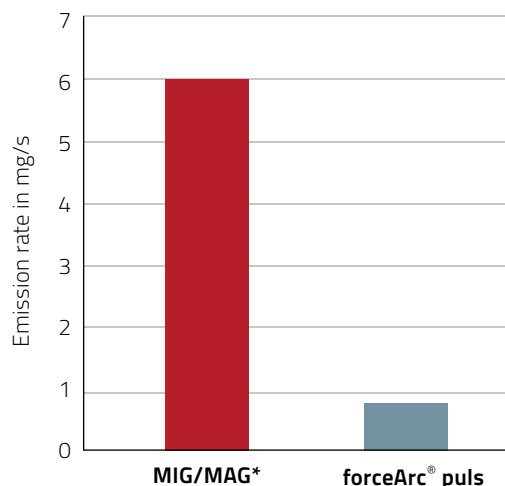
EMISSIONS HERO.

Heat-reducing EWM welding processes produce fewer harmful welding fume particles and cut down on emissions – thus improving working conditions for everyone utilising these welding processes. A reduction of the passes to be welded also cuts down on welding times. This not only reduces emissions, but avoids their production from the outset.

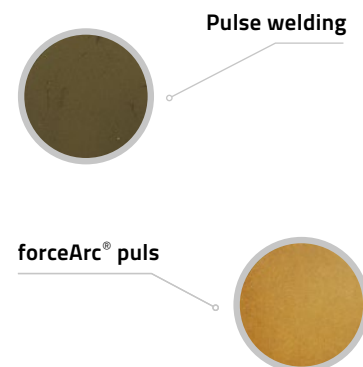
REDUCE WELDING FUME EMISSIONS.



Comparison of average emissions



GLASS FILTER AFTER WELDING



*Mean value as per German Building Trades Employers' Liability Association information sheet 593 – Harmful substances during welding and related processes (BGI 593) – Schadstoffe beim Schweißen und bei verwandten Verfahren

CASING VARIANTS

DEMODULAR

Whether you're working with a decompact system with separate wire feeder on large components, in hard-to-reach areas or with the compact variants in the welding booth: the XQ range (both gas- and water-cooled) offers you a custom solution for all your needs. The machines boast an above-average duty cycle* to make your work more effective and, thanks to the wide range of accessories, there's always a machine to meet any special, unusual requirements. What's more, each machine can be individually configured.

Compact

Integrated wire feeding – precise and practical

- Integrated EWM eFeed with four driven wire feed rolls
- Changing wires and operating the machine are easy even in poor lighting conditions thanks to the interior lighting
- Connection capability for a second wire feeder

Decompact

Separate wire feeder – mobile and flexible

- Connection capability for a second wire feeder
- Hose package lengths between welding machine and wire feeder up to 60 m



Safe crane transportation – levitation made easy

4 sturdy openings (Ø = 40 mm) for hooking in or connecting a crane harness.

Torch cooling

Can be gas- or water-cooled. High cooling capacity of 1500 W thanks to high-performance centrifugal pump and 8-litre water tank.



flexFit casing system with a whole range of attachment options

Intermediate hose package holder, wire feeder cross arm – you name it: Many individual accessories and options can be attached to the casing's continuously cast aluminium profile using the handy slot nuts on the upper cross member.



Ergonomic handle



LED status bar



flexFit



Integrated water cooling

MODULAR

Modular casing system for workstations in all kinds of environments. Gas- or water-cooled. Flexible design: suitable for use both in production or as a mobile machine on the construction site or assembly. Portable or mobile on a trolley. Space-saving and lightweight design guarantees flexibility and mobility.

Decompact

With or without welding machine control. Expert XQ 2.0, also with integrated LAN or LAN/Wi-Fi gateway. With controls on the welding machine or controls exclusively via the selected wire feeder.

Drive XQ – brings all functions to the workstation

Wire feeder, available in three practical control variants: HP-XQ, LP-XQ, Expert XQ 2.0.



Modular case System

Phoenix XQ, Taurus XQ Synergic and Taurus XQ Basic as a modular power source offers numerous combination options. With optional accessories, it can be adapted entirely to your needs and requirements.



cool50-2 U40

High-performance cooling unit for water-cooled welding torches. Reinforced pump for long hose packages is also available.

Different trolley models

Workshop or construction-site trolley? There are three models to choose from.



Workshop trolley XQ 55-5



Construction site trolley 35-6



Portable



Modular water cooling

THE XQ WELDING PROCESSES.

PROCEDURES AND PROCESSES FOR OPTIMUM WELDING RESULTS.

Maximum operating convenience, a long service life and all pulse, standard and innovative welding processes optimised and included in the machine at no extra charge. Here, perfect weld seams are already pre-programmed for low- to high-alloy steels and aluminium in all material thicknesses and all positions.

Titan XQ puls



rootArc® XQ/ rootArc® puls XQ

coldArc® XQ/ coldArc® puls XQ

forceArc® XQ/ forceArc® puls XQ

wiredArc XQ/ wiredArc puls XQ

Standard (MIG/MAG)

Pulse welding

Positionweld

superPuls

TIG

MMA

Gouging

Phoenix XQ puls



rootArc® XQ/ rootArc® puls XQ

forceArc® XQ/ forceArc® puls XQ

Standard (MIG/MAG)

Pulse welding

Positionweld for aluminium

superPuls

TIG

MMA

Gouging



rootArc® XQ/ rootArc® puls XQ

Perfect root welding, easy-to-execute filler and final passes



forceArc® XQ/ forceArc® puls XQ

Powerful, high-performance arc with deep penetration



coldArc® XQ/ coldArc® puls XQ

Heat-minimised arc for thin metal sheet welding



wiredArc XQ/ wiredArc puls XQ

Powerful high-performance arc with penetration independent of stick-out thanks to dynamic wire control (penetration stabilisation)

Xnet ready

3 Years // 5 Years
ewm-warranty*
3 shifts / 24 hours / 7 days
*For details visit www.ewmgroup.com

Industry 4.0
ewm

Blue Evolution[®]

Taurus XQ Synergic

XQ - Process **all in**

rootArc[®] XQ

forceArc[®] XQ

Standard (MIG/MAG)

superPuls

TIG

MMA

Gouging

Taurus XQ Basic

XQ - Process **all in**

Standard (MIG/MAG)

TIG

MMA

Gouging



superPuls

Heat-reduced interval welding between two operating points: high-current and lowcurrent phases freely adjustable – Control-dependent



Pulse welding

Low-spatter pulsed arc



Positionweld

Simple positional welding without the "Christmas tree" technique



Standard

Perfect short and spray arcs

WELDING PROCEDURES. OVERVIEW.

Welding of non-alloy and low-alloy steel

- Root welding _____ ▪ rootArc® XQ
- Welding filler passes and cover passes _____ ▪ forceArc® puls XQ
rootArc® puls XQ
- Welding fillet welds with deep penetration _____ ▪ forceArc® puls XQ
- Welding using 100% CO₂ _____ ▪ coldArc® XQ /
rootArc® XQ

Welding non-alloy, low-alloy and high-alloy steel

- Welding full penetration fillet welds _____ ▪ forceArc® puls XQ
- Positional welding _____ ▪ Positionweld
without using the "Christmas tree" technique
- Welding with consistent penetration _____ ▪ wiredArc XQ /
and consistent power wiredArc puls XQ

Welding and brazing of non-alloy, low-alloy and high-alloy steel and galvanised sheet metal

- Welding and brazing thin sheet metal _____ ▪ coldArc® XQ /
coldArc® puls XQ

Welding of high-alloy steel

- Welding filler passes and cover passes _____ ▪ forceArc® puls XQ
rootArc® puls XQ

Welding of aluminium and aluminium alloys

- Welding aluminium _____ ▪ Pulsed arc XQ
and aluminium alloys
- Positional welding _____ ▪ Positionweld
without using the "Christmas tree" technique

Surfacing

- Cladding, hardfacing _____

YOUR REQUIREMENTS – OUR SOLUTIONS.

Flexibility in production



EWM allin – one machine for welding all material thicknesses and using all processes



Energy savings



Reduced production time (welding, finishing work)

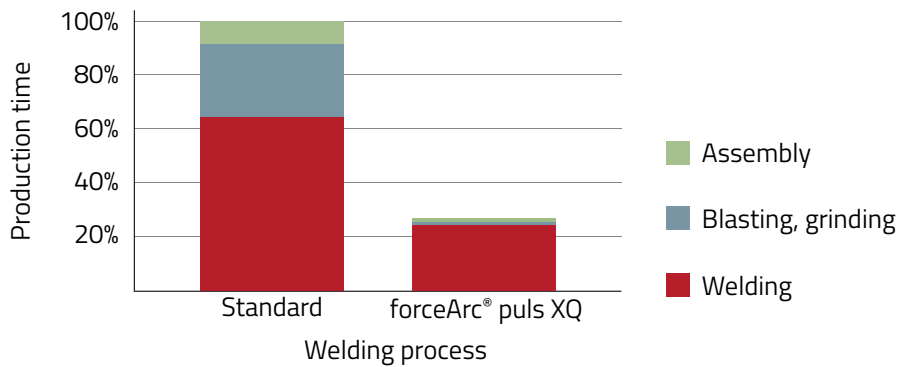


Reduced material costs

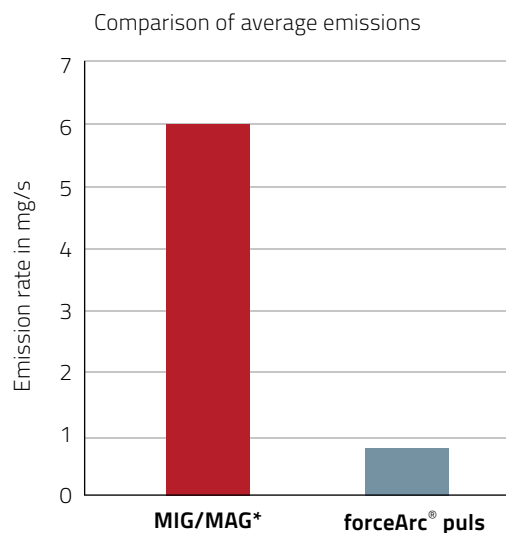


Reduced welding fume emissions

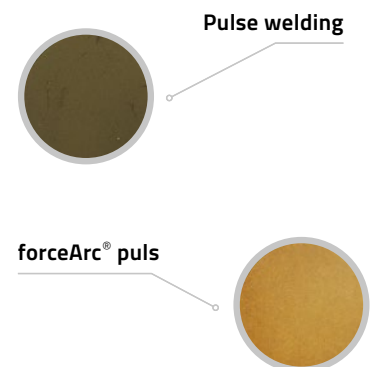
Time saved by using forceArc® puls XQ in production



REDUCE WELDING FUME EMISSIONS.



GLASS FILTER AFTER WELDING



*Mean value as per German Building Trades Employers' Liability Association information sheet 593 – Harmful substances during welding and related processes (BGI 593 – Schadstoffe beim Schweißen und bei verwandten Verfahren)

XQ

TITAN
PHOENIX
TAURUS

WIRE FEEDERS.

At just 13 kg (excl. wire spool) and with a balanced, ergonomic handle, the Drive XQ wire feeder is the perfect companion for impassable scaffolding, hard-to-reach work spaces or large components – it can even fit through manholes.

Equipment – sophisticated design

- Tool-free changing of intermediate hose packages
- Externally accessible connections
- Strain-relieved hose package with strap and turnbuckle
- Protected hose package connections

Connections – stable and protected

Recessed Euro torch and water connections. Impact protection due to protruding plastic edge.

Useful functions for everyday use

- Key switch – control shut-off to protect against operator error
- Changeover switch program or up/down mode
- Interior lighting – changing wires and operating the machine are easy, even in poor lighting conditions



EWM eFeed

- Four driven wire feed rolls
- Easy, tool-free roll change
- Permanently secured roll fasteners

Drive XQ IC 200

Weighing in at just 10 kg, this robust, resilient machine is perfect for work on shipyards and in hard-to-reach places. Suitable for 5 kg D200 wire spools.



**GREAT +
OPTIONS
TO MAKE LIFE
EASIER!**



**Electronic
gas flow control**



**Wire spool
heating**



**Wire reserve
sensor**

CONTROLS.

We offer four different versions of our machine controls.
Choose the version to best fit your needs:




Enjoy efficient working – Expert XQ 2.0

The Expert XQ 2.0 control shows what the machine offers. The user simply needs to select the welding procedure, material, gas and wire diameter using the click wheel. The appropriate characteristic for the welding task (JOB) is immediately shown on the robust and easy-to-read LCD display and the welder is ready to go. The control is available in the following variants and network capabilities: Expert XQ 2.0, Expert XQ 2.0 LG with integrated LAN gateway and Expert XQ 2.0 WLG with integrated LAN/Wi-Fi gateway.

Available

- Drive XQ
- Titan XQ
- Phoenix XQ
- Taurus XQ Synergic




For perfectionists – HP-XQ

The HP-XQ control offers the highest level of requirement-specific setting options for the relevant welding task. The user can individually determine every detail of the welding sequence from the ignition current to the end crater program. The HP-XQ is the ideal control for professional users who leave nothing to chance for perfect results.

Available

- Drive XQ
- Titan XQ
- Phoenix XQ
- Taurus XQ Synergic

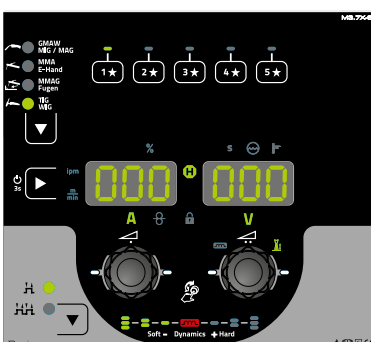


Turn it on and start welding – LP-XQ

Welders can use the favourites button to save their preferred settings and retrieve them. The LP-XQ control has the best parameters for the required welding sequence, from the ignition current to the end crater program set up ex works. This saves training time: simply enter the operating point using the click wheel and start your work. The control is perfect for changing welding personnel, for example on construction sites and for assembly work.

Available

- Drive XQ
- Drive XQ IC 200
- Titan XQ
- Phoenix XQ
- Taurus XQ Synergic



Straight to the point – Basic XQ

Thanks to both the rotary knobs, experienced welders can set the operating point with precision and then conveniently save and reload the settings with one of the five favourite buttons. The Basic XQ control is available for the Drive XQ in conjunction with the Taurus XQ Basic power source.

Available

- Drive XQ Basic
- Taurus XQ Basic

XQ

TITAN
PHOENIX
TAURUS

WELDING TORCHES.

TORCH VARIETY

Professional welding torch, with optional graphic display and LED lighting. Guaranteed EWM quality and ergonomic perfection.

For the best welding quality, increased service life for wear parts and reduced production costs.



FOUR OPERATING VARIANTS +

- One standard torch and three function torches are available for the XQ family



LED LIGHTING +

- Makes welding in corners and dark areas of the working area easier
- LED lighting switches on independently of the torch trigger when the welding torch is moved (no operator error)

X TECHNOLOGY +

Replaces additional control cable assembly

- Fatigue-free work thanks to lighter torch hose packages, as there is no extra weight from a separate control cable assembly

INCREASED WELDING QUALITY +

- Errors are minimised thanks to interference-free wire guiding – 40% larger bend radius of the torch neck (from PM 301)
- Optimal heat dissipation in the torch body and therefore minimal heating of the consumables
- Outstanding shielding gas coverage of the arc range
- Secure contact through screw-retained contact tip and gas nozzle

DIGITISE ANY WELDING OPERATION.

THE EWM XNET WELDING MANAGEMENT SYSTEM AND XBUTTON.

Making Industry 4.0 a reality is easy with the innovative ewm Xnet welding management system – no matter your company's size or focus. The benefits are as clear as day: strengthened interconnectedness of products and people increases efficiency and quality, while reducing costs and preserving resources. By choosing ewm Xnet, you are adding measurable value throughout your welding company's entire value chain. Thanks to intelligent monitoring and transparent planning, production, quality management, welding coordination personnel, final costing and administration processes, you can always keep track of everything.



GUARANTEED AND INCREASED QUALITY

- Documentation of the welding parameters and the welders of every run provides long-term, traceable welding quality
- WPS connection to the component, real-time parameter monitoring directly on the welding machine and clear assignment of required welder qualifications all minimise the number of errors
- Precise specifications from component management and the WPS manager ensure that the correct parameters are always set



COST REDUCTIONS

- Consumption values for power, shielding gas, welding consumables and welding time are recorded to recognise potential savings
- Prompt maintenance instructions instead of early warnings lead to a minimised consumption of wear parts
- Transparent processes ensure constructive controlling with the option of precise final costing



INCREASED PRODUCTIVITY

- Longer arc times per layer improve efficiency
- Paperless transfer of all relevant data and WPS directly to the workplace reduce non-productive times
- Pre-set welding parameters reduce the number of error corrections
- Timely, consumption-oriented maintenance notices, e.g. for consumables, result in fewer unnecessary downtimes

EWM XNET COMPONENT MANAGEMENT.

The modular design of the Welding 4.0 ewm Xnet welding management system can be adapted to meet the special requirements of individual production processes. The three interrelated ewm Xnet modules meet any individual requirements depending on the type and size of the company. The update capability typical of EWM products is also integrated: Additional modules can be retrofitted easily at any time.

STEP 1 +

Work preparation in ewm Xnet

- Create the component to be produced in ewm Xnet during work preparation on PC in the office
- Create drawing file or import from CAD
- Determine seam sequence plan
- Assign WPS
- Print barcode, add the work order or attach directly to the component as a sticker
- Send the component data to the welding machine via LAN/WiFi
- The data is now available offline on the welding machine, e.g. for use on the construction site



STEP 2 +

Scan the barcode on the component

- Welder scans the barcode on the component using a barcode scanner
- The component data is loaded on the control:
 - Job number
 - Component number
 - Component group
 - Serial number
 - Lot number
 - Welding sequence plan (e.g. seam 1, run 1, seam 1, run 2, etc.)
 - WPS (welding data for each run/ seam)
 - Required welder qualification

STEP 3 +

Xbutton

- Welder identifies themselves for welding approval using the Xbutton on the welding machine



STEP 4 +

Call up the beads and seams corresponding to the welding sequence plan using the PM welding torch and graphic display

- Welder begins working in line with the displayed seam sequence
- All welding parameters are set automatically for every individual run/ seam by the machine
- After each run/ seam, the welder confirms its completion by pressing a button on the PM welding torch
- With graphic display
- Temporary exit e.g. for tack-welding tasks
- Using a button on the PM welding torch with graphic display
- Display with seams/ runs



XQ

TITAN
PHOENIX
TAURUS

ACCESSORIES.

Thanks to the wide variety of user-oriented accessories, the XQ series provides flexibility and can be adjusted to all challenges and applications.

DEMODULAR



PIVOT SUPPORT

- 360°-rotatable wire feeder.
- Increased working radius thanks to rotatability.



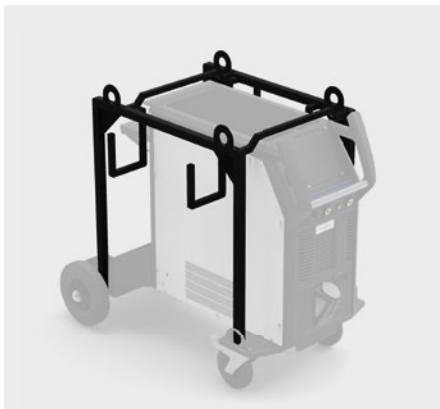
+ HOSE PACKAGE-HOLDER

- Mount for long hose packages up to 40 m.
- Can be used with pivot support for one/two wire feeders.



+ RAM PROTECTION +

- Protection for the welding machine and connected plugs to prevent damage from the front.



CRANE FRAME

- Moves the crane lifting point from the bottom to the top.
- Also serves as a holder for hose packages and welding torches.



+ TORCH HOLDER +

- Secure place protects against damage.
- Can be simply screwed to the handle of the system.
- Individual versions for right-handed and left-handed users.

MODULAR



WELDING TORCH HOLDER

- Welding torch holder for attaching to the welding machine.
- For TIG and MIG/MAG welding torches.



+ DIRT FILTER

- Reliably protects the machine from impurities in difficult working conditions.



+ PROTECTIVE SCREEN

- Protects control against dirt and damage.
- Operation still possible thanks to recesses for the operating knobs.



TROLLEY EXTENSION

- Extension for Trolley 55-6 for holding another module.
- Thus, for example, a power source, a water block and a toolbox can be fitted on the Trolley.



WIRE FEEDING



TURNING MANDREL + EXTENSION NOZZLE

- Allows a wire feeder with a wheel kit to be attached to the pivot support.



WHEEL KIT

- Ensures limitless mobility.
- Large rolls (Ø 125 mm) for optimal freedom of movement.



PROTECTIVE SCREEN

- Protects control from dirt and damage.
- Operation still possible thanks to recesses for the operating knobs.



CRANE SUSPENSION +

- For safe, easy transportation.
- Maximum mobility even during suspension operations.



MINIDRIVE +

- Intermediate drive for bridging longer wire feed routes and welding at inaccessible locations.
- Hose packages up to 25 m in length.



TECHNICAL DATA.

DEMODULAR



COMPACT

TITAN XQ
PHOENIX XQ
TAURUS XQ

350 puls C
350 puls C
350 Synergic C

400 puls C
400 puls C
400 Synergic C

Setting range for welding current	5 A – 350 A	5 A – 400 A
Duty cycle 40 °C, 100%	320 A	320 A
Duty cycle 40 °C, 80%	350 A	350 A
Duty cycle 40 °C, 60%	–	400 A
Open circuit voltage	82 V	
Mains voltage	3 x 400 V (- 25 % – + 20 %)* 3 x 460 V (- 25 % – + 15 %) 3 x 500 V (- 25 % – + 10 %)	
Mains frequency	50 Hz/60 Hz	
Wire feed speed	0.5 m/min. – 25 m/min. 19.685 ipm – 984.253 ipm	
Factory-installed roll equipment	1.0–1.2 mm UNI (steel)	
Spool diameter	D200/D300	
Torch connection	Euro torch connector	
Protection classification	IP23	
Safety identification		
EMC class	A	
Dimensions (L x W x H) mm	1150 x 678 x 972	
Dimensions (L x W x H) inch	45.276 x 26.693 x 38.268	
Weight, approx.	131 kg** / 288 lbs** 128 kg*** / 282 lbs***	
Standards	IEC 60974-1, -5 and -10 CLA	

* ex works

** Weight information TITAN XQ 350 puls C/ TITAN XQ 400 puls C

***Weight information PHOENIX XQ 350 puls C - 400 puls C/ Taurus XQ 350 Synergic C - 400 Synergic C

OTHER MACHINE DESIGNS




Compact with
wire feeder



2 wire feeders


DECOMPACT
**TITAN XQ
PHOENIX XQ
TAURUS XQ**
**350 puls D
350 puls D
350 Synergic D**
**400 puls D
400 puls D
400 Synergic D**
**500 puls D
500 puls D
500 Synergic D**
**600 puls D
600 puls D
600 Synergic D**

Setting range for welding current	5 A – 350 A	5 A–400 A	5 A – 500 A	5 A – 600 A
Duty cycle 40 °C, 100%	350 A	370 A	470 A	470 A
Duty cycle 40 °C, 80%	–	400 A	500 A	–
Duty cycle 40 °C, 60%		–		550 A
Duty cycle 40 °C, 40%		–		600 A
Open circuit voltage	82 V			
Mains voltage	3 x 400 V (- 25 % – + 20 %)* 3 x 460 V (- 25 % – + 15 %) 3 x 500 V (- 25 % – + 10 %)			
Mains frequency	50 Hz/60 Hz			
Protection classification	IP23			
Safety identification				
EMC class	A			
Dimensions (L x W x H) mm	1150 x 678 x 972			
Dimensions (L x W x H) inch	45.276 x 26.693 x 38.268			
Weight, approx.	128,5 kg** / 283 lbs** 125.5 kg*** / 276.7 lbs***			
Standards	IEC 60974-1, -5 and -10 CLA			



* ex works

** Weight information TITAN XQ 350 puls D - 600 puls D

***Weight information PHOENIX XQ 350 puls D - 600 puls D/ Taurus XQ 350 Synergic D - 600 Synergic D


Drive XQ

Drive XQ IC 200

Duty cycle 40 °C, 100%	470 A	360 A
Duty cycle 40 °C, 40%	600 A	500 A
Wire feed speed	0.5 m/min - 25 m/min 19.685 ipm–984.253 ipm	0.5 m/min - 25 m/min 19.685 ipm–984.253 ipm
Factory-installed roll equipment	1.0-1.2 mm UNI (steel)	1.0-1.2 mm UNI (steel)
Spool diameter	D200 / D300	D200
Torch connection	Euro torch connector	Euro torch connector
Safety identification		
Dimensions (L x W x H) mm	660 x 280 x 380	520 x 200 x 318
Dimensions (L x W x H) inch	25.984 x 11.024 x 25.984	20.5 x 7.9 x 12.5
Weight	15 kg / 33.075 lbs	10.5 kg / 23.1 lbs
Standards	IEC 60974-1, -5 and -10 CLA	IEC 60974-1, -5 and -10 CLA

XQ

**TITAN
PHOENIX
TAURUS**

TECHNICAL DATA.

MODULAR



DECOMPACT

**PHOENIX XQ
TAURUS XQ
TAURUS XQ**

**355 puls D
355 Synergic D
355 Basic D**

**405 puls D
405 Synergic D
405 Basic D**

**505 puls D
505 Synergic D
505 Basic D**

Setting range for welding current	5 A – 350 A	5 A – 400 A	5 A – 500 A
Duty cycle 40 °C, 100%	350 A	350 A	370 A
Duty cycle 40 °C, 60%	–	400 A	430 A
Duty cycle 40 °C, 40%	–	–	500 A
Open circuit voltage	82 V		
Mains voltage	3 x 400 V (- 25 % – + 20 %)* 3 x 480 V (- 25 % – + 15 %)		
Mains frequency	50 Hz / 60 Hz		
Protection classification	IP23		
Safety identification			
EMC class	A		
Standards	IEC 60974-1 and -10 CLA		

*ex works

MODULAR ACCESSORIES



COOL

50-2 U40

50-2 U42

Cooling capacity at 1 l/min	1,000 W	
Pump pressure	3.5 bar	4.5 bar
Pump	Centrifugal pump	Reinforced pump
Protection classification	IP 23	
Safety identification		
Harmonised standards used	IEC 60974-1, -2, -10 CLA	
Dimensions (L x W x H) mm	695 x 298 x 329	
Dimensions (L x B x H) inch	27.4 x 11.7 x 13.0	
Weight	21 kg / 46.3 lbs	



Workshop trolley 55-6



Workshop trolley XQ 55-5



Trolley 35-6



**WE ARE
WELDING**



WE ARE WELDING

EWM GmbH
Dr. Günter-Henle-Straße 8
56271 Mündersbach
Germany
Tel: +49 2680 181 0
Fax: +49 2680 181 244
Email: info@ewm-group.com



#WEAREWELDING

Follow us



EWM is your partner for the best welding technology. With EWM, you'll weld more efficiently, more reliably and produce higher-quality results. EWM's innovative systems, high-performance welding procedures, digital technologies and services, and expert consultation all support you in achieving perfect results in your welding tasks.

053-100170-00001 / 2023-08 / © EWM GmbH

www.ewm-group.com

The content of this document has been researched, prepared and reviewed with all reasonable care. The information provided is subject to change; errors excepted.